




# Topper V3 App Guide

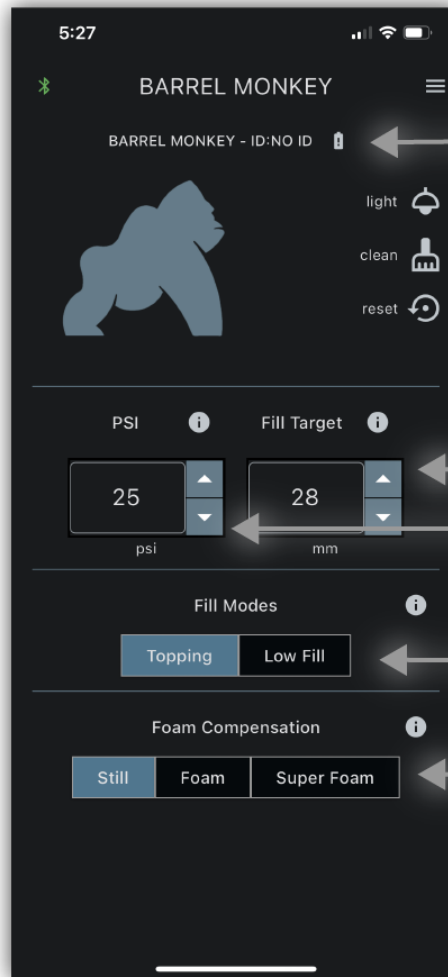
Rev: 1/16/2022

## Connection Page



SERIAL NUMBER  
DISPLAYED HERE

## Main Page Overview



Topper ID and  
battery indication

Controls

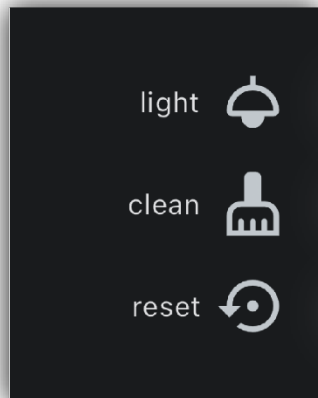
Target Height  
Measured from top of barrel

Wine Input Pressure  
Should match pump/keg pressure

Fill Mode  
Topping - fill completely,  
Low Fill - partially fill

Foaminess  
Still for very little foam  
Foam for moderate foaminess  
Super Foam for active or recent fermentation

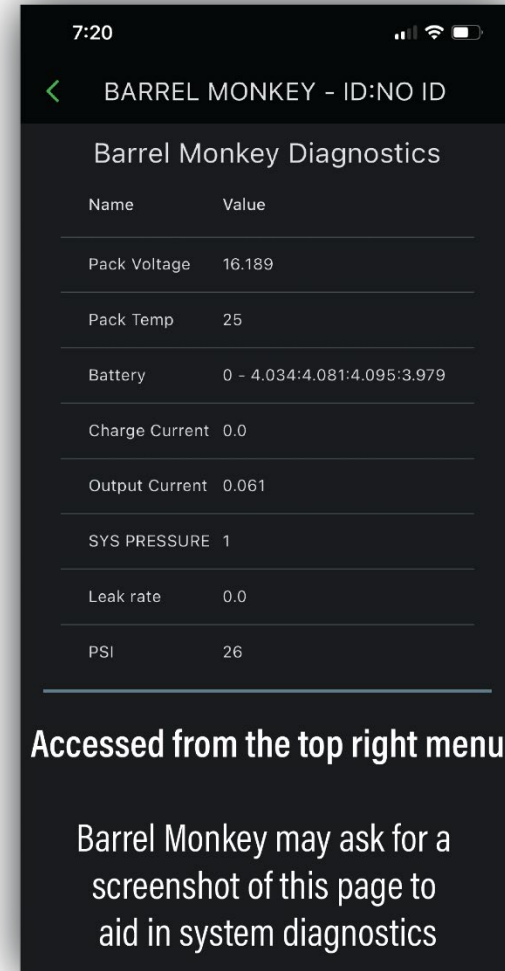
## Nozzle Controls



- ← Enable and disable flashlight
- ← Open & close valve for cleaning
- ← **Reset fill settings and parameters to factory default**

*Use reset after abnormal usage has disrupted the internal fill settings of the topper*

## Factory Diagnostics Page





## **App Usage:**

- 1.** When changing any setting, the nozzle LED's will blink for two seconds. Ensure this happens when changing settings. If it does not, force close the app and reconnect.
- 2.** The nozzle must be awake to connect. Move the nozzle or press the nozzle button to wake if it has been sitting.
- 3.** Adjusting the Fill Target will reset the learned internal parameters. Approximately ten top offs are required to relearn the parameters.